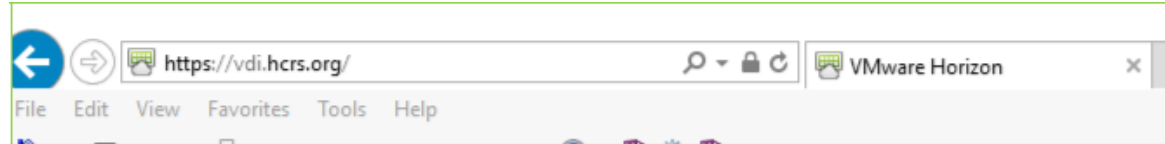


Horizon HTML Instructions: Remote Sessions from Home

Open your internet browser and type in the *address* bar:

<https://vdi.hcrs.org>



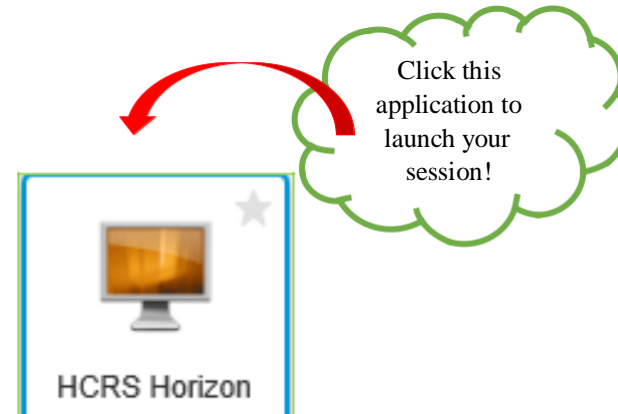
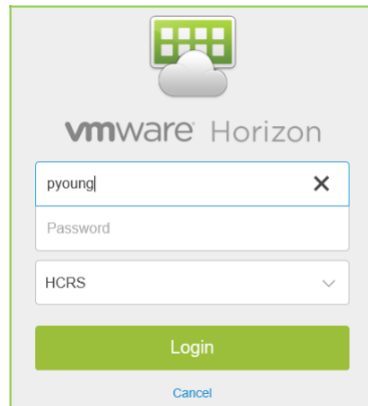
Click once on the **Horizon HTML Access** application:



Log into Horizon with your Windows User Name & Password

[This is what you used to log into Outlook with and what you log onto an HCRS desktop computer with]

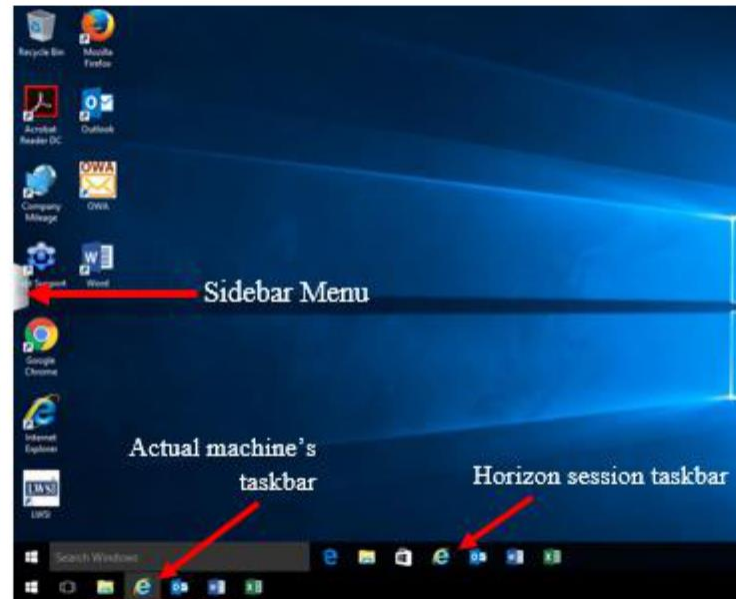
Launch your Horizon session by clicking on the HCRS Horizon application:



Horizon HTML Instructions: Remote Sessions from Home

Your session will load on the screen and have this format:

You will have 2 taskbars – one attached to the actual machine you are on and one for your remote session



At this point you are logged into your remote session and everything *mostly* functions as if you were on a desktop computer. **Please make note of the important differences on the next page.**

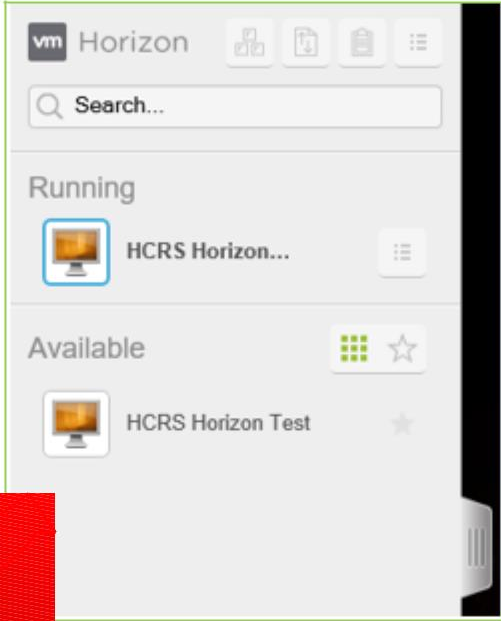
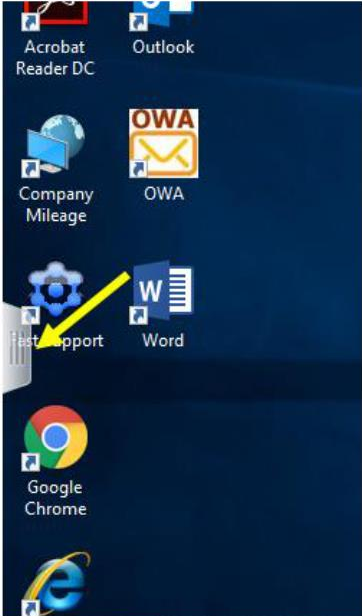
Horizon HTML Instructions: Remote Sessions from Home

Sidebar Menu

The Sidebar Menu is where you will go to:

- Change your password
- Lock your computer
- Log off/Sign out

Click the Sidebar Menu tab and you will see this:

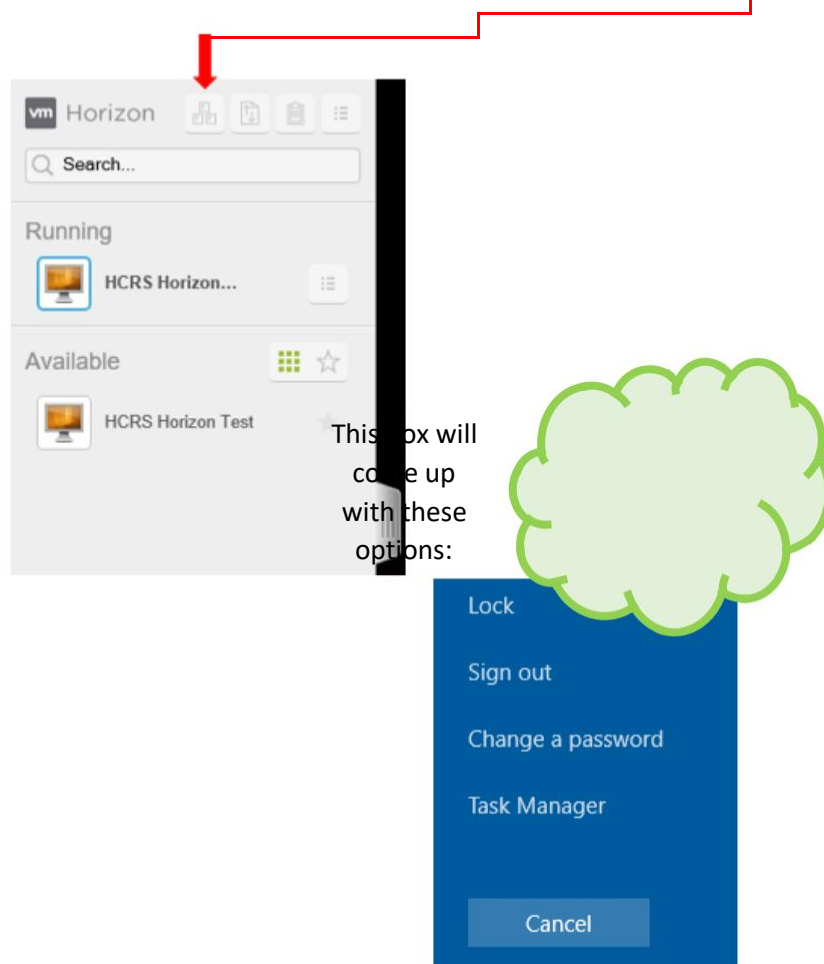


The image shows a Windows desktop environment with several application icons: Acrobat Reader DC, Outlook, Company Mileage, OWA, Word, Google Chrome, and Internet Explorer. A red rectangular highlight is placed over the taskbar area. A yellow arrow points to the 'Fast Support' icon. To the right, a screenshot of the Horizon sidebar menu is shown, featuring a search bar, a 'Running' section with a session named 'HCRS Horizon...', and an 'Available' section with a session named 'HCRS Horizon Test'.

Horizon HTML Instructions: Remote Sessions from Home

CTL+ALT+DEL functions: Lock & Password

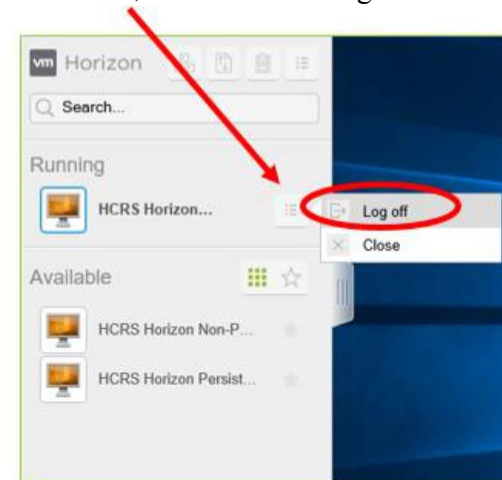
To access the screen where you have the option to **lock your computer** or **change your password** click the icon noted here:



Logging Off Horizon

To log off of your Horizon session it is important you do it the following way:

Click this icon, then choose "Log out" from the list:



Confirm your request to Log Off:

